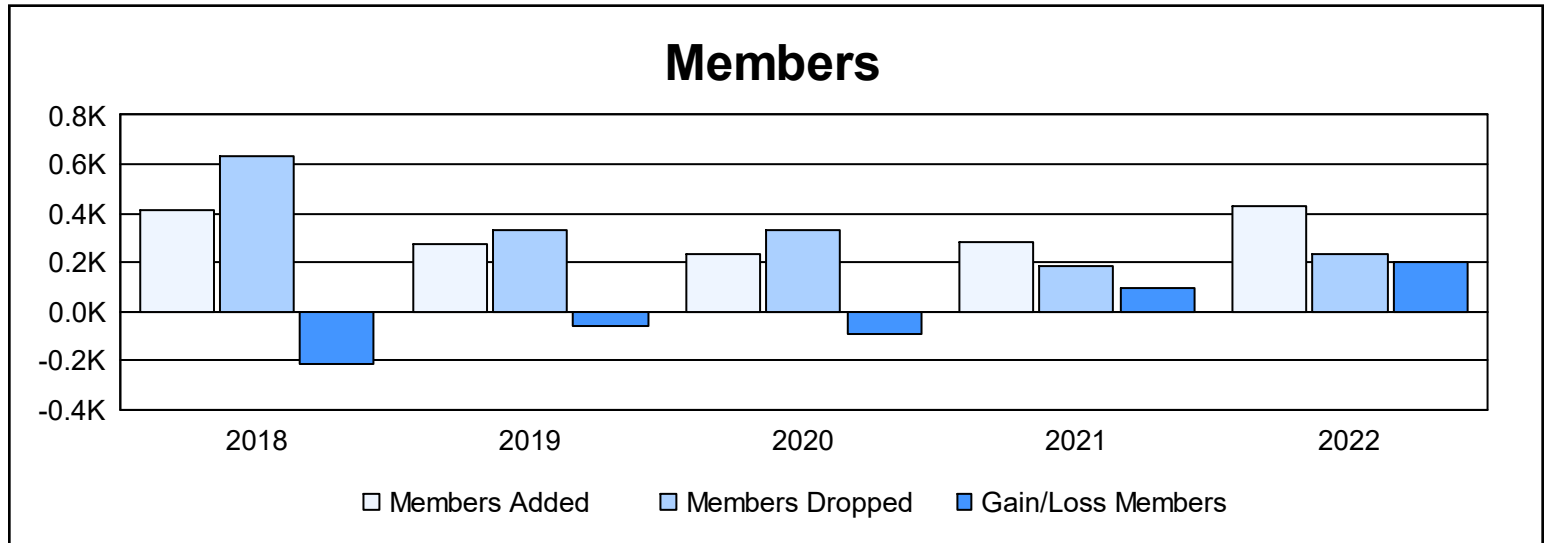
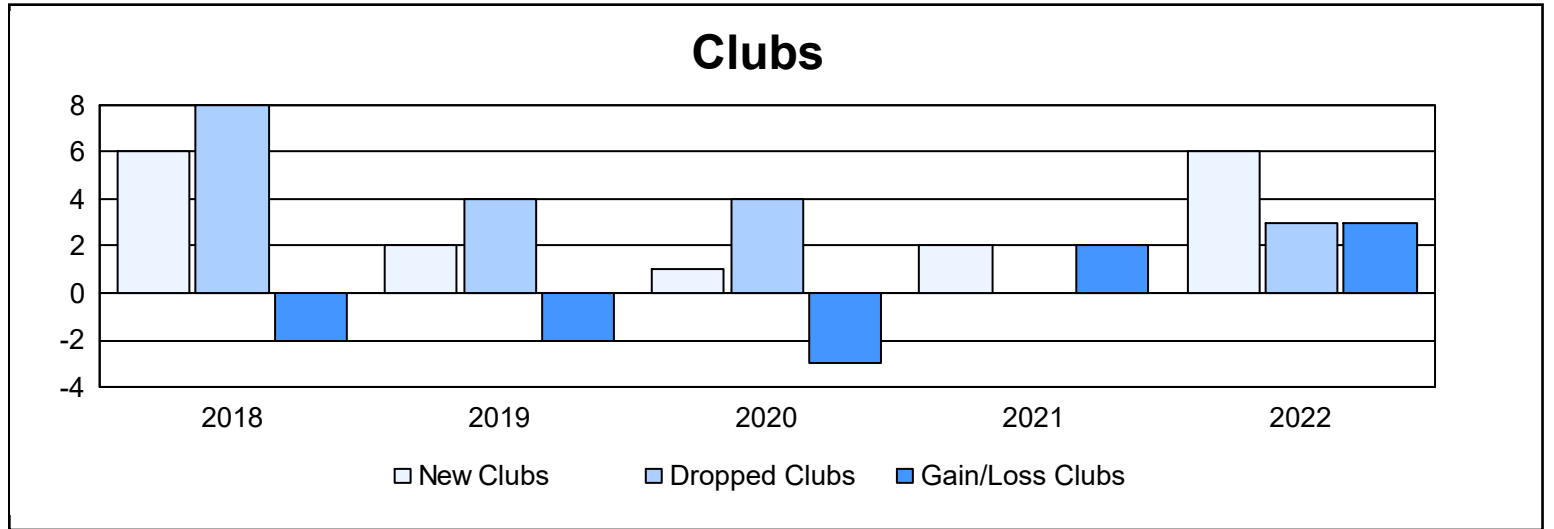
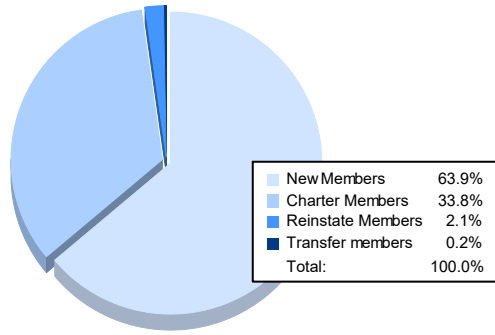


Year	New Clubs	Dropped Clubs	Gain/ Loss Clubs	New Members	Charter Members	Reinstate Members	Transfer Members	Total Member Added	Total Members Dropped	Gain/ Loss Members
2017-2018	6	8	-2	180	162	59	14	415	633	-218
2018-2019	2	4	-2	112	90	59	14	275	335	-60
2019-2020	1	4	-3	162	43	23	7	235	331	-96
2020-2021	2	0	2	194	50	25	11	280	182	98
2021-2022	6	3	3	274	145	9	1	429	230	199
<b>Average</b>	<b>3</b>	<b>4</b>	<b>0</b>	<b>184</b>	<b>98</b>	<b>35</b>	<b>9</b>	<b>327</b>	<b>342</b>	<b>-15</b>



### Membership Composition June 2022 Cumulative



### Gender Composition June 2022 Cumulative

